

HARDT TO FIND DISTRICTS (1856 – 1883)

By: Enrique Sánchez García

HIDALGOS DE 1868 – THICK FIGURES

The following table shows a summary, where you can see for each denomination, which districts occupy the first 3 places in terms of scarcity, and an approximation of the prices of the stamps in each case. These prices are generic, that is, they do not consider the quality of the stamp, the additional bonus for cancellation, color, margins, type of plate, invoice number, errors, or any other factor that may interfere with the generic price. These prices (USD) are quantified based on specialized catalogs and recent auctions, if any, at the time of this writing (2024).

The stamp shown in each case is **only an example of the design**, and is not necessarily a photo of the stamp from the districts mentioned as rarer.

				
6 cts	12 cts	25 cts	50 cts	100 cts
Total Districts: 660,250	Total Districts: 2,421,151	Total Districts: 2,889,363	Total Districts: 272,066	Total Districts: 95,168
Quantity: 100 Gpe Hidalgo: \$ N/A	Quantity: 200 Gpe Hidalgo: \$ N/A	Quantity: 72 Gpe Hidalgo: \$ N/A	Quantity: 22 Tepeji del Rio: \$ N/A	Quantity: 20 Tlaxcala: \$ N/A
Quantity: 400 Chalco: \$ N/A	Quantity: 400 Tlalnepantla: \$ N/A	Quantity: 300 Tlalnepantla: \$ N/A	Quantity: 80 Tlaxcala: \$ \$ 980	Quantity: 25 Soyaniquilpan: \$ N/A
Quantity: 700 Cuautitlan: \$ 490	Quantity: 1,600 Tacubaya: \$ N/A	Quantity: 680 Tacubaya: \$ 70 nueva	Quantity: 90 Tlalnepantla: \$ N/A	Quantity: 32 Tlalnepantla: \$ N/A

Below we show the table with the figures of all the districts in 1868-72 that received Hidalgos de 1868 thick figures, warning that we also list those districts that did not overprint their received stamps, and that are only distinguished by the cancellation that was imposed on them when using them.




Stamps sent to each of the postal districts by denomination (1)

Hidalgos de 1868 – Thick Figures

Distrito	6c	12c	25c	50c	100c (3)
Acapulco	2,600	4,500	3,800	400	0
Aguascalientes	12,500	20,800	18,000	1,100	840
Apam (2)	1,200	7,800	3,300	430	100
Campeche (3)	7,000	14,000	13,000	2,150	1,200
Chalco (2)	400	16,313	6,203	800	550
Chiapas	13,540	23,750	19,800	2,750	700
Chihuahua	20,000	56,300	53,800	5,700	1,400
Colima	14,000	28,400	35,000	4,500	1,900
Cordova	7,000	21,000	16,500	1,500	500
Cuautitlan (2)	700	2,241	1,420	1,523	50
Cuernavaca	900	30,800	11,200	1,300	300
Durango	16,000	69,000	74,000	8,500	1,000
Guadalajara (6)	60,100	113,500	158,100	20,000	6,450
Guadalupe Hidalgo (x) (2)	100	200	72	0	0
Guanajuato	16,000	142,900	170,420	6,600	2,800
Huejutla	3,500	6,000	14,100	1,400	400
Jalapa	10,500	64,000	72,600	4,800	2,800
La Paz	0	0	0	600	200
Lagos	13,500	27,500	30,500	1,700	900
Maravatio	7,000	17,000	18,000	1,950	550
Matamoros	10,000	22,000	23,000	2,500	1,600
Mazatlan	36,000	86,000	94,000	11,000	7,000
Merida	17,000	70,500	68,600	10,150	4,100
Mexico	30,100	240,916	395,500	46,720	10,700
Monterrey	20,000	45,000	74,000	6,400	2,800
Morelia	13,000	87,500	90,000	7,200	3,100
Oaxaca	29,000	80,800	108,500	15,200	5,550
Orizava	12,800	50,200	59,000	3,900	1,800
Otumba (2)	0	2,125	808	278	101
Pachuca	2,500	67,000	32,000	2,150	600
Puebla	9,000	129,000	219,000	10,800	1,300
Queretaro	5,000	102,600	134,600	6,600	2,800
Saltillo	31,000	95,106	59,000	3,830	1,000
San Luis Potosi	62,500	161,800	187,000	11,300	3,000
Soyaniquilpan (2)	2,000	4,500	2,360	615	25
Tabasco	10,000	8,000	11,000	1,750	1,300
Tacubaya (2)	100	1,600	680	0	0
Tampico	13,000	37,100	39,000	5,000	3,850
Tepeji del Rio (x) (2)	0	2,400	900	22	0
Texcoco (2)	900	2,300	1,900	800	100
Tixtla Guerrero (4)	8,200	13,200	9,400	1,628	700
Tlalnepantla (x) (2)	100	400	300	90	32
Tlalpam (x) (2)	0	0	800	0	0

Tlaxcala	2,700	3,000	1,900	80	20
Toluca (5)	13,000	62,400	36,800	2,100	800
Tula	3,500	8,000	8,800	1,550	600
Tulancingo	1,500	6,000	13,600	200	100
Ures	31,000	59,000	71,000	11,500	4,700
Veracruz	51,310	201,700	286,000	32,100	12,000
Victoria (7)	16,500	28,000	20,000	3,800	1,000
Zacatecas	22,000	77,000	120,100	5,100	1,850
Totals	660,250	2,421,151	2,889,363	272,066	95,168

Notes:

	The one with the fewest stamps used
	The second lowest number of stamps used
	The third lowest number of stamps used

(x) Without district overprint where used

(1) Returns by type of figure are unknown, only the series totals

(2) District # 1 with initial "Mexico" overprint

(3) Includes the overprinted "Isla del Carmen"

(4) Includes the invoiced to "Bravos"

(5) Includes the overprinted "Ixtlahuaca" and "Tlalpujahuá"

(6) Includes the overprinted "Cocula" and "Tepic"

(7) Includes the overprinted "Camargo", "Mier" and "Tula de Tampas"

Bibliography:

"The Postage Stamps of Mexico 1856 - 1868" --- Samuel Chapman --- 1926

"Catálogo especializado de los sellos postales de México" --- Ings. Celis Cano --- 1982

"The Imperial Eagles of Maximilian's Mexico" --- Leo Corbett --- 1993

"A catalogue of the stamps of México 1856-1910" --- Nicholas Follansbee --- 2001

"Handbook of classic México 1856-1874" --- Mark E. Banchick --- 2002

"The stamps of the postal districts of Mexico" --- Abraham Odfjell --- 1960

"Mexico the 1868 issue, a specialist handbook" --- John Heath & Doug Stout --- 2004

"Mexico postal issue of 1874 - 1883" --- R. R. Billings

"A revised listing of the Juarez and Small numeral issues of 1879 - 1883" --- Henry Irwin

"Cronología Filatélica de México" --- Enrique Sánchez y Magdalena García --- 2012